



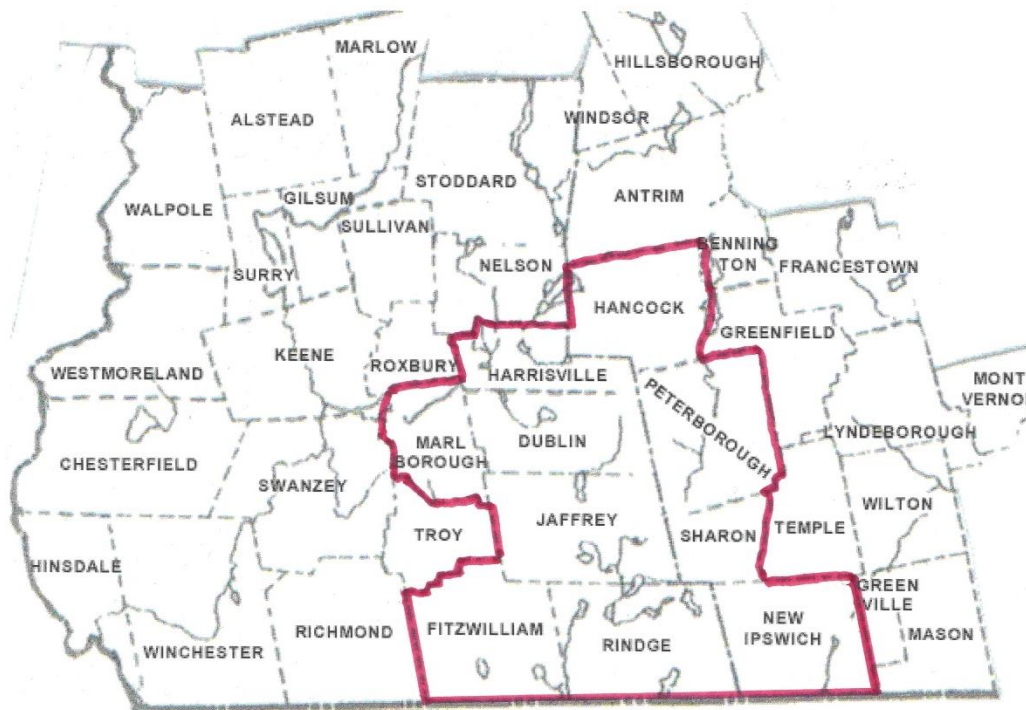
Monadnock at Home Aging in Rural Communities



Russ Armstrong
Cindy Bowen

Contact:
P.O. Box 422
Jaffrey, NH 03452
(603) 371-0809

Monadnock at Home At a Glance



Eastern Monadnock Region

- Service Area ~ 300 Sq. Mi.
- Catchment Area ~ 500 Sq. Mi
- Total Population – 31,708
- Population 64+ – 4773 (15%)
- Members/Memberships 112/83
- Hosted by Staff Development for Educators (SDE)

Geographically Challenging



Member Support Structure

- Two Paid Staff
 - Executive Director (Full-Time)
 - Member Services Director (Part Time)

- 24 Vetted Volunteers
 - Geographically Dispersed
 - Broad Range of Training, Capabilities

- 15 Advisory Council Members
 - Business and Community Leaders

- Community Partnering & Connections
 - Catholic Charities
 - Monadnock Community Hospital
 - Home Healthcare and Hospice (HCS)
 - Contoocook Valley Transportation (CVTC)
 - Meals-on-Wheels
 - Community Suppers
 - Adult Day Care



Member Support Challenges

Primary Support Requirements for Living and Thriving in Homes and Communities

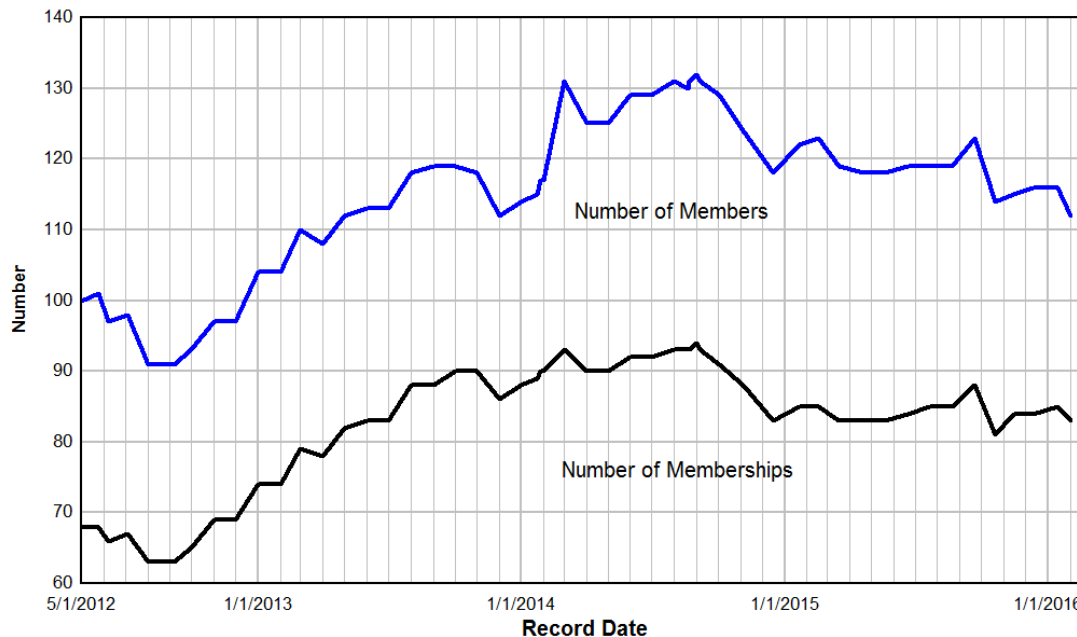
- Avoid Isolation and Loneliness
 - Wellness Checks & Visits
 - Members - Helping – Members
 - Spontaneous & Planned Member Gatherings
- Transportation, Safety, Health and Socialization
- Vetted Volunteer and Community Service Providers
- Community Connections



Membership History

MaH Membership Count History
Units and People

2/9/2016



Elibility:
62 and up (IRS)

Budget:
\$94K

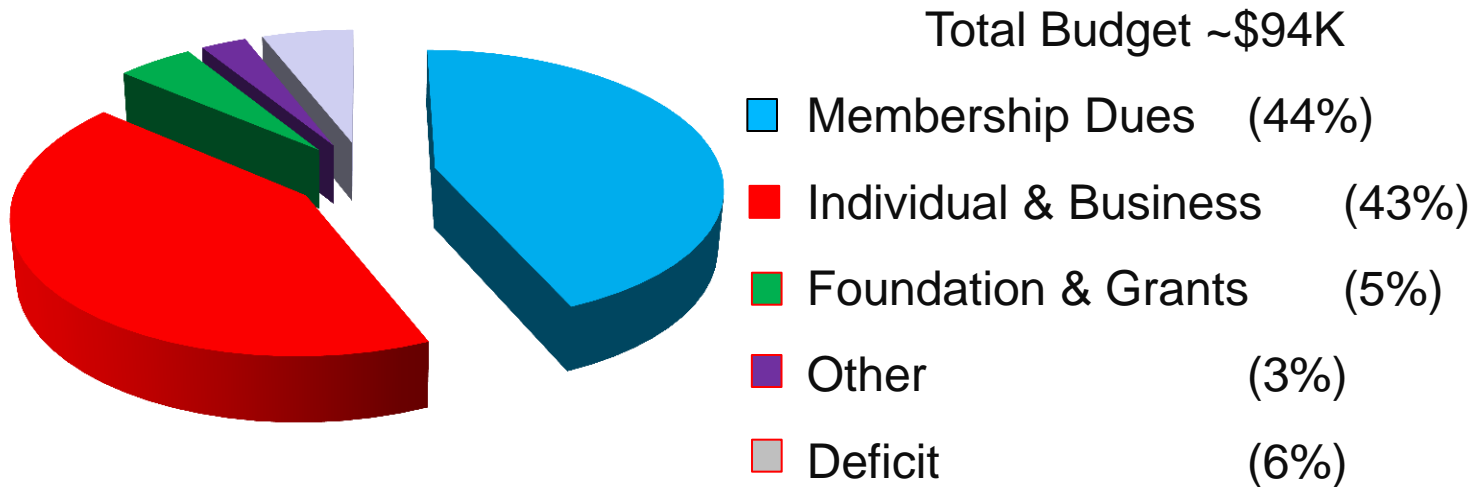
Costs:
Family \$600/yr
Individual \$450/yr
Sponsored \$200/yr

Currently Investigating
Monthly Payment Option

MaH Start – September 2010



Funding Profile



Membership Development Inter-Generational Activities



Students from ConVal Join with Monadnock at Home



Member Support Requests

Services Span 10 Towns Each With Unique Characteristics

543 Requests for Volunteer Support Over 24 Months

- | | |
|--------------------------------------|-----------|
| ● Transportation (Medical/Groceries) | 75% (405) |
| ● Computer, Electronics | 15% (85) |
| ● Handyman | 10% (53) |
-
- | | |
|--------------------------|-----|
| ● Vetted Vendor Services | 233 |
|--------------------------|-----|

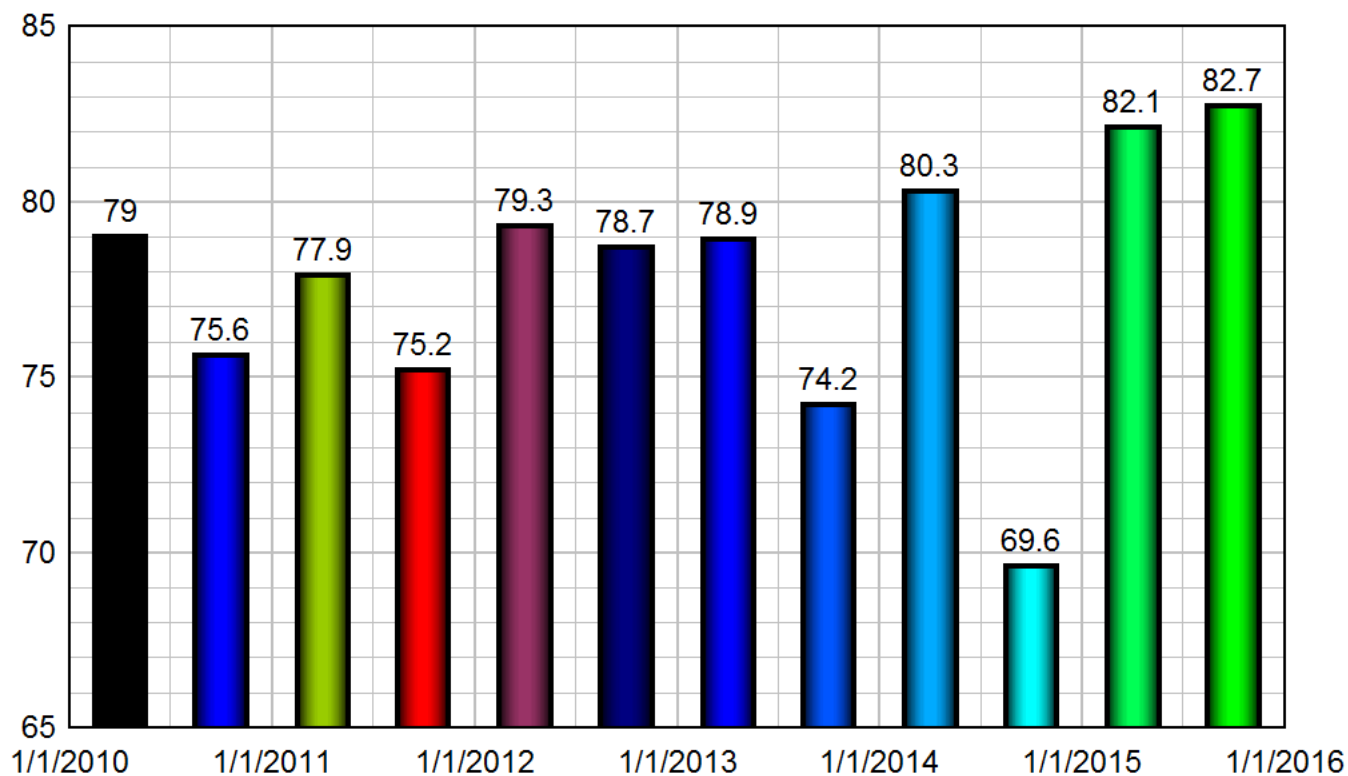


Challenges for Memberships

Applicants for Membership Getting Older

Monadnock at Home
Average Age at Entry vs Half Years

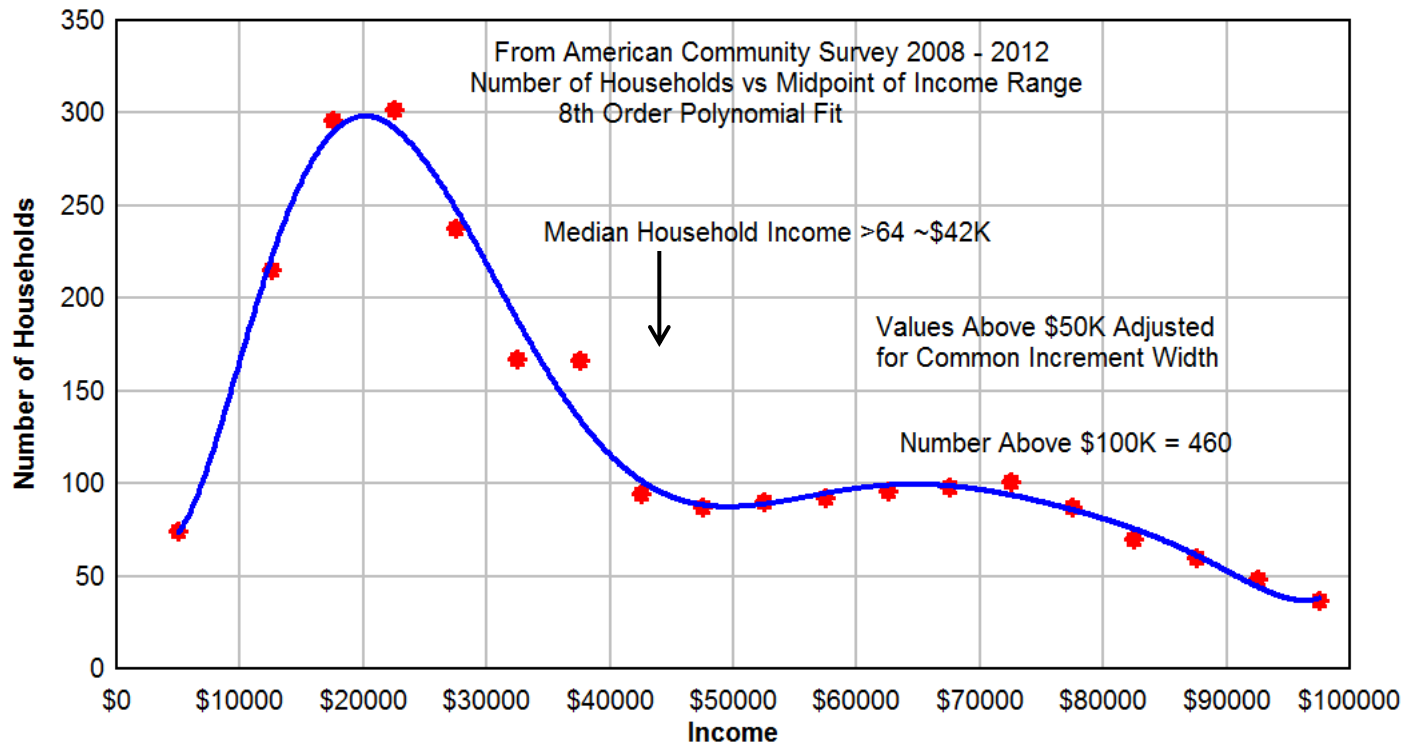
12/11/2015





Challenges for Memberships Reaching Lower Income Seniors

Monadnock at Home Regional Demographics
Household Incomes over 64 Years of Age
Eastern Monadnock Region - Current Member Towns





Challenges for Membership Development

What Works:

- Member-to-Neighbor
- Publicity
- Community Participation
- Promotional Events
- Word-of-Mouth
- Referrals



Challenges to Sustainability

- ❑ **Know Your Community**
- ❑ **Sustaining Stable Membership**
 - Aging Profile
 - Increasing Support Needs
- ❑ **Sustainable Funding**
- ❑ **Board (Working) Membership**
 - Regional Representation
 - Diversity
- ❑ **Recognition in Continuum of Care**